




Tuscany

12 Inch Top Rail Oval Pools

Parts List



Tuscany Oval Pools Parts List

ITEM	DESCRIPTION	32' x 16"		34' x 18'		41' x 21'	
		PART#	QTY.	PART#	QTY.	PART #	QT'
	ASSEMBLY PACK	0-9926-120	1	0-9948-120	1	0-9911-120	1
*1.	Plastic Coping - 24"	545-1001	44	545-1001	46	545-1001	55
2.	Stabilizer Rail - Small	583-1012	10	583-1012	10	583-1004	12
3.	Stabilizer Rail-Large	583-1011	14	583-1011	16	583-1011	8
3A.	Stabilizer Rail-Large	—	—	—	—	583-1005	10
**4.	1/4-20 x 1/2" Hex Hd. Mach. Screw	510-1018	80	510-1018	88	510-1018	104
**5.	1/4" Flat Washer	327-1068	80	327-1068	88	327-1068	104
**6.	1/4-20 x 1/2" Truss Hd. Mach. Screw	330-1072	60	330-1072	66	330-1072	78
7.	Top Rail	349-1000	1	349-1000	1	349-1017	1
8.	Top Rail - Skimmer	349-1003	1	349-1003	1	349-1019	1
9.	Top Rail Skimmer Cover	349-1005	1	349-1005	1	349-1005	1
10.	Side Vertical Cover	580-2103	8	580-2103	8	580-2103	10
***11.	E-Z Clip Liner Reciever	341-1408	21	341-1408	23	341-1408	27
12.	Pool Parts List	573-3127	1	573-3127	1	573-3127	1
13.	Pool Installation Instructions	573-3126	1	573-3126	1	573-3126	1
14.	"Read Me First" Booklet	573-3169	1	573-3169	1	573-3169	1
15.	"Enjoy Your Pool" Booklet	573-2743	1	573-2743	1	573-2743	1
16.	"Safety First" Booklet	573-2778	1	573-2778	1	573-2778	1
17.	"Children Aren't. . ." Booklet	573-2338	1	573-2338	1	573-2338	1
18.	"Pool and Spa" Booklet	573-2393	1	573-2393	1	573-2393	1
19.	Warranty Card	—	1	—	1	—	1
20.	Product Registration Card	565-1169	1	565-1169	1	565-1169	1
	BOTTOM RAIL PACK (18)	—	—	—	—	0-9581-120	1
	BOTTOM RAIL PACK (20)	0-9520-120	1	—	—	—	—
	BOTTOM RAIL PACK (22)	—	—	0-9522-120	1	—	—
	BOTTOM RAIL PACK (8)	—	—	—	—	—	—
21.	Bottom Rail	349-1013	20	349-1013	22	349-1013	8
21A.	Bottom Rail	—	—	—	—	349-1021	18
	TOP RAIL PACK (4)	0-9840-120	2	0-9840-120	1	0-9804-120	3
	TOP RAIL PACK (6)	—	—	0-9860-120	1	—	—
22.	Top Rail	349-1000	8	349-1000	10	349-1017	12
	TRANSITION TOP RAIL PACK	0-9814-120	1	0-9814-120	1	0-9814-120	1
23.	Transition Top Rail - Right	349-1045	2	349-1045	2	349-1045	2
24.	Transition Top Rail - Left	349-1047	2	349-1047	2	349-1047	2
	SIDE TOP RAIL PACK	0-9816-120	1	0-9816-120	1	0-9844-120	2
25.	Side Top Rail	349-1007	6	349-1007	6	349-1007	8
	VERTICAL BASE PACK (4)	—	—	0-9604-120	2	—	—
	VERTICAL BASE PACK (6)	0-9606-120	1	—	—	0-9606-120	2
	VERTICAL BASE PACK (14)	0-9614-120	1	0-9614-120	1	0-9614-120	1
26.	Vertical Base	349-1011	20	349-1011	22	349-1011	26
	VERTICAL PACK (4) - 48" Pools	0-9704-120	2	0-9704-120	1	0-9704-120	2
	VERTICAL PACK (6) - 48" Pools	0-9706-120	2	0-9706-120	3	0-9706-120	3
	VERTICAL PACK (4) - 52" Pools	0-9704-122	2	0-9704-122	1	0-9704-122	2
	VERTICAL PACK (6) - 52" Pools	0-9706-122	2	0-9706-122	3	0-9706-122	3
27.	Vertical - 48"	349-1009	20	349-1009	22	349-1009	26
	Vertical - 52"	349-1036	20	349-1036	22	349-1036	26
28.	Vertical End Cap	580-2111	20	580-2111	22	580-2111	26

* For use with stretch-in liners only.

** Screws, nuts and washers are available at your local hardware store.

*** For use with E-Z Clip liners only.

**** For future reference, write your Liner Part No. here _____

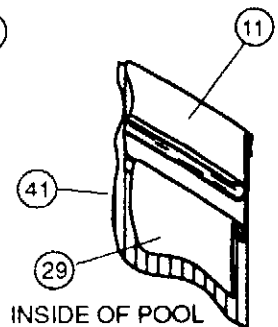
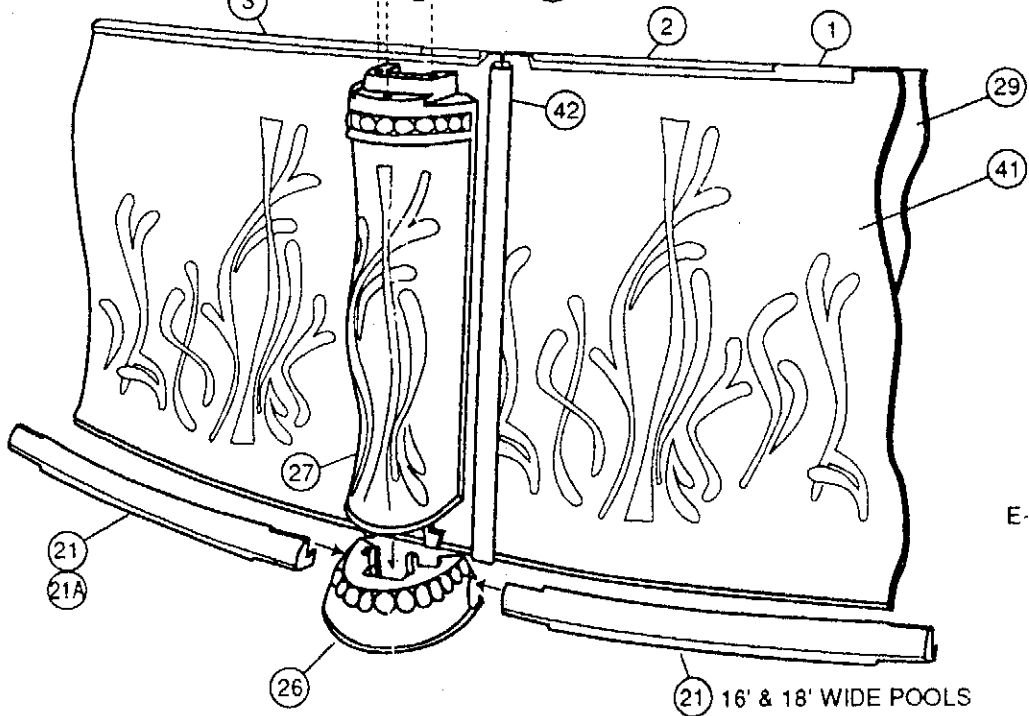
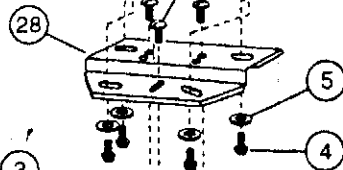
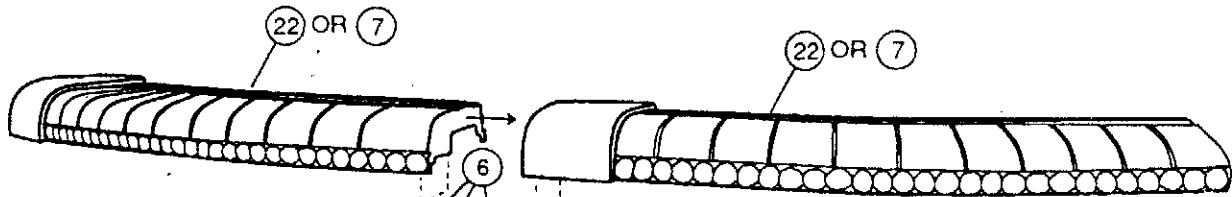
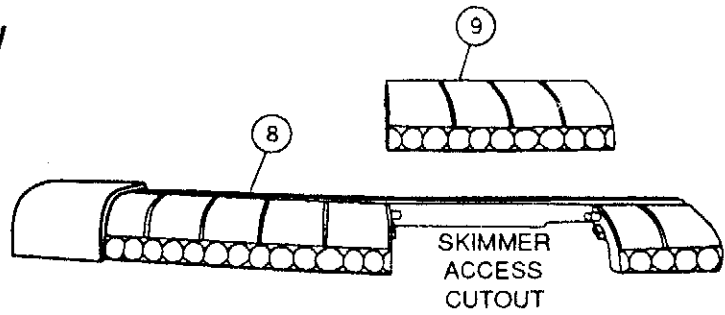
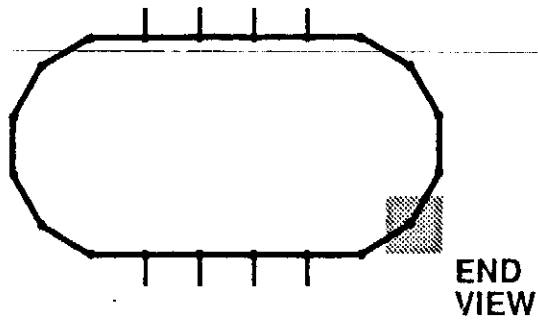
***** For additional patch kits, order part number 0-5604-000.

***** Used for pools with deep swimming areas only.

Tuscany Oval Pools Parts List

ITEM	DESCRIPTION	32' x 16"		34' x 18'		41' X 21'	
		PART#	QTY.	PART#	QTY.	PART#	QTY.
POOL LINER CARTON							
****29.	Pool Liner	0-3216-	1	0-3418-	1	0-4121-	1
30.	E-Z Clip Liner Installation Instructions	573-3039	1	573-3039	1	573-3039	1
31.	Chlorine/Winterizing Instructions	573-2421	1	573-2421	1	573-2421	1
32.	"Warning" Decal	560-1041	3	560-1041	3	560-1041	3
33.	Warranty Card	—	1	—	1	—	1
*****34.	Repair Patch	564-1000	1	564-1000	1	564-1000	1
*****35.	"Deeper Area" Decal	560-1042	2	560-1042	2	560-1042	2
36.	"Shallow" Decal 3-1/2 ft. - 48" Pools	560-1043	3	560-1043	3	560-1043	3
37.	"Shallow" Decal 3-3/4 ft. - 52" Pools	560-1056	3	560-1056	3	560-1056	3
38.	"Shallow" Decal Installation Instruction	369-1216	1	369-1216	1	369-1216	1
39.	"Read Me First" Booklet	573-2777	1	573-2777	1	573-2777	1
40.	Liner Installation Supplement	369-1145	1	369-1145	1	369-1145	1
SIDEWALL CARTON							
41.	Sidewall - 48"	0-0612-026	2	0-0612-048	2	0-0612-011	2
	Sidewall - 52"	0-0512-026	2	0-0512-048	2	0-0512-011	2
42.	Joint Piece - 48"	580-1002	2	580-1002	2	580-1002	2
	Joint Piece - 52"	580-1914	2	580-1914	2	580-1914	2
43.	Large Cover Plate (not shown)	580-2068	2	580-2068	2	580-2068	2
44.	Small Cover Plate (not shown)	580-2069	2	580-2069	2	580-2069	2
45.	"Warning" Sign	560-1046	2	560-1046	2	560-1046	2
46.	"Read Me First" Booklet	573-3169	2	573-3169	2	573-3169	2
47.	Adhesive Squares	310-1034	12	310-1034	12	310-1034	12
48.	Safety Video	573-2500	2	573-2500	2	573-2500	2
	SUPPORT BASE PACK 4 CARTON	0-8888-204	2	0-8888-204	2	0-8888-204	1
	SUPPORT BASE PACK 6 CARTON	—	—	—	—	0-8888-206	1
49.	Skid Support	580-1779	8	580-1779	8	580-1779	10
50.	Ground Support - Top	580-2071	8	580-2071	8	580-2071	10
51.	Ground Support - Bottom	580-2072	8	580-2072	8	580-2072	10
52.	Pressure Pad - Outside	580-1869	8	580-1869	8	580-1869	10
53.	Pressure Pad - Side Vertical	580-1870	8	580-1870	8	580-1870	10
**54.	Hex Washer Head Screw #12 x 3/4"	510-1035	48	510-1035	48	510-1035	60
55.	Hex Head Bolt, 3/8-16 x 3-1/2"	330-1220	32	330-1220	32	330-1220	40
56.	Hex Nut, 3/8-16	321-1069	32	321-1069	32	321-1069	40
**57.	Hex Head Screw, 1/4-20 x 1/2"	510-1018	32	510-1018	32	510-1018	40
**58.	Hex Nut, 1/4-20	511-1000	32	511-1000	32	511-1000	40
**59.	Sheet Metal Screw, #10 x 3/8"	510-1000	48	510-1000	48	510-1000	60
	SUPPORT PACK 4 CARTON - 48"	0-8848-404	2	0-8848-404	2	0-8848-404	1
	SUPPORT PACK 6 CARTON - 48"	—	—	—	—	0-8848-604	1
60.	Side Vertical - 48"	580-2094	8	580-2094	8	580-2094	10
	SUPPORT PACK 4 CARTON - 52"	0-8852-404	2	0-8852-404	2	0-8852-404	1
	SUPPORT PACK 6 CARTON - 52"	—	—	—	—	0-8852-604	1
60.	Side Vertical - 52"	580-2097	8	580-2097	8	580-2097	10

EXPLODED END VIEW

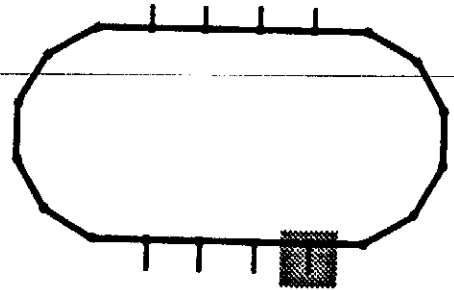


INSIDE OF POOL

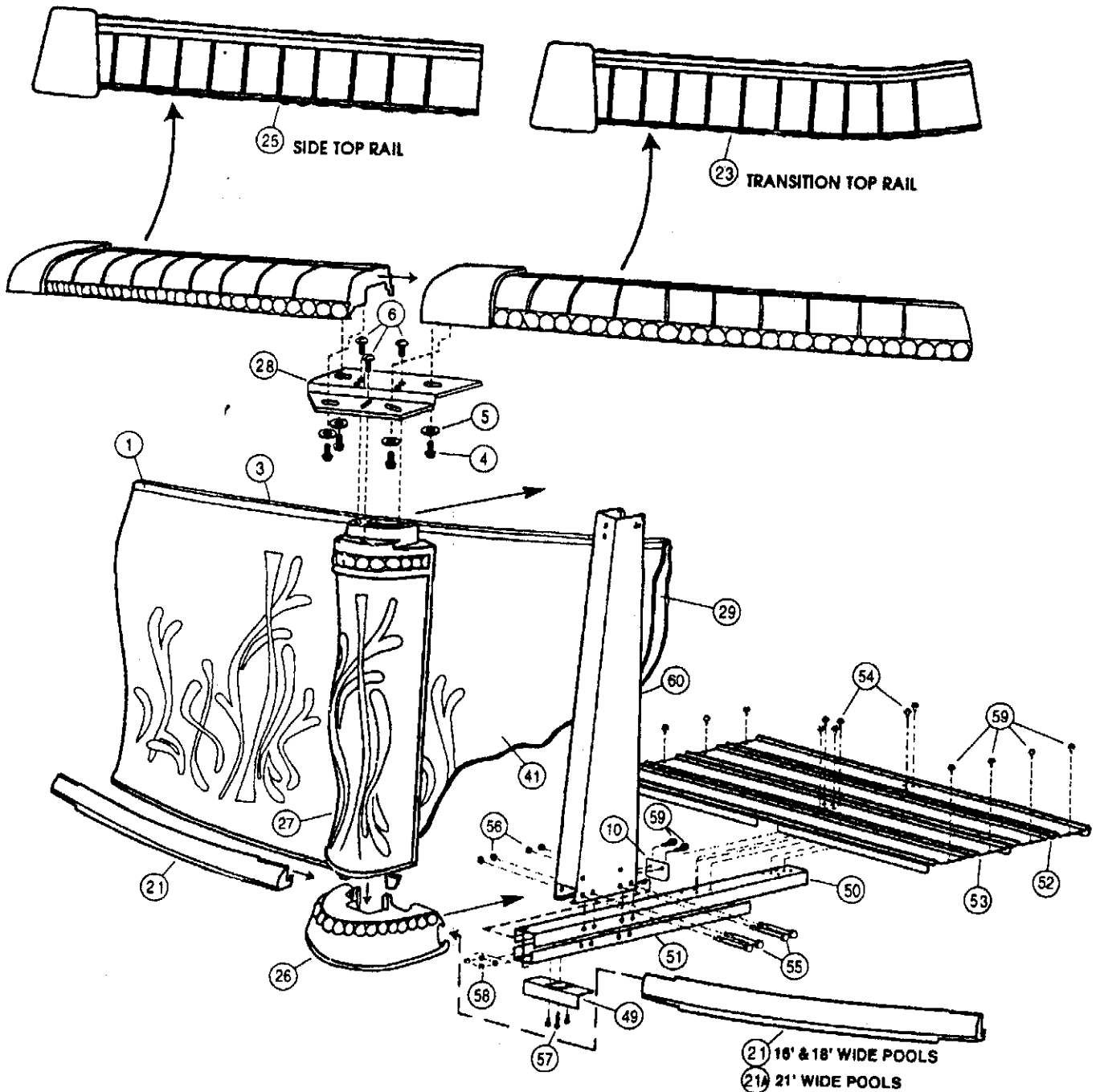
E-Z CLIP LINER & RECEIVER CROSS SECTION

21 16' & 18' WIDE POOLS
 21A 21' WIDE POOLS

EXPLODED SIDE VIEW



SIDE VIEW





Important! Above-ground pools are designed for swimming and wading only. **Do not Dive or Jump!** Misuse of your pool may result in crippling injury and/or other dangers to life and health. Do not use slides, diving boards, or any other platform or object which can be used for improper pool entry. Use only an above-ground swimming pool ladder or entry system to enter or exit your pool. **Never attempt to swim or reach behind ladders or any other pool entry system.** It is the pool owner's responsibility to secure the pool against unauthorized, unsupervised or unintentional entry. It is also the pool owner's responsibility to warn all pool users of the hazards of diving into shallow water: paralyzing injury may result. Always obey all safety rules. Remember, pool safety is everybody's responsibility.

Safety decals and caution information provided with your pool have been endorsed by the U.S. Consumer Product Safety Commission. It is mandatory that the pool owner and installer follow the installation and use directions for all provided safety signs and decals. Juveniles must be supervised at all times by a responsible adult as directed by the USCPSC.

Change of Design: Doughboy Recreational expressly reserves the right to change or modify the design and construction of any product in due course of their manufacturing procedures, without incurring any obligation to furnish or install such changes or modifications on products previously or subsequently sold.



DOUGHBOY RECREATIONAL • 10959 Jersey Blvd. • Rancho Cucamonga, CA 91730
 Visit our website at www.doughboy-pools.com